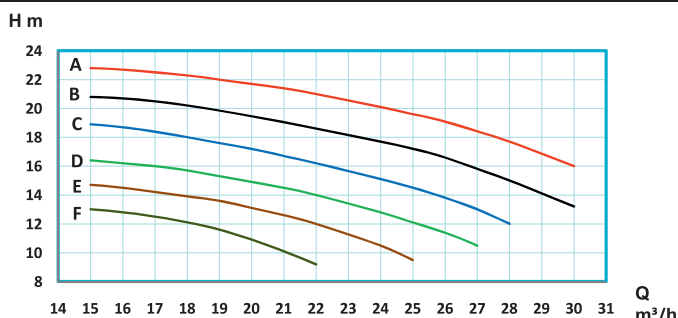
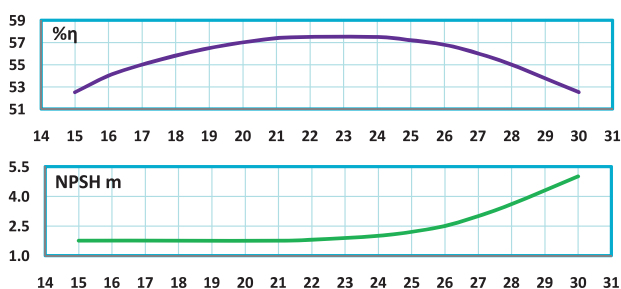
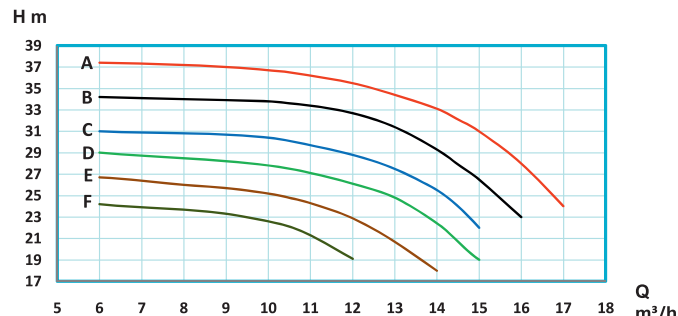
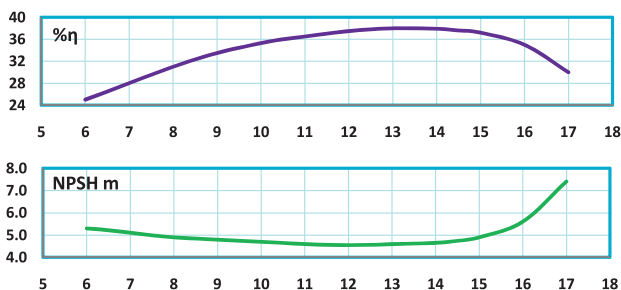


# ETA 4 1450 r.p.m

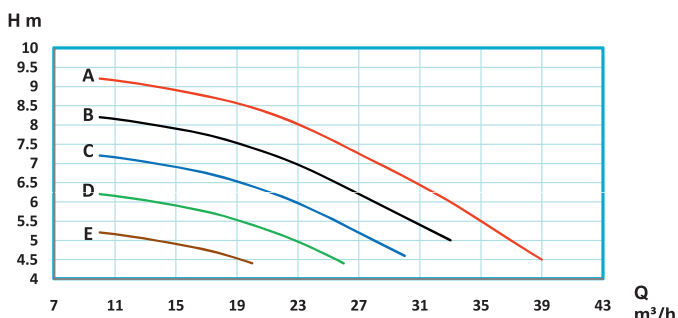
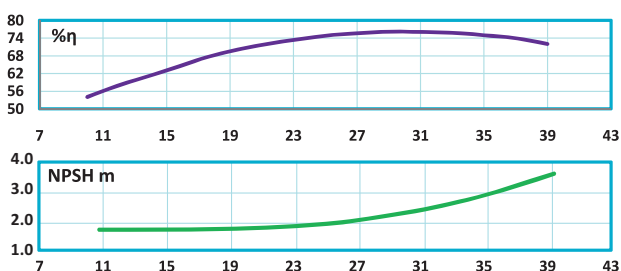
| تیپ پمپ       | قدرت |     | حریان<br>A | قطر پروانه<br>D (mm) | قطر فلنج پمپ (mm) |     | ابدهی<br>m <sup>3</sup> /h | 15    | 16   | 17   | 18   | 19   | 20   | 21   | 22   | 24   | 25   | 26   | 27   | 28   | 30   |
|---------------|------|-----|------------|----------------------|-------------------|-----|----------------------------|-------|------|------|------|------|------|------|------|------|------|------|------|------|------|
|               | KW   | HP  |            |                      | راش               | مکش |                            | H (m) |      |      |      |      |      |      |      |      |      |      |      |      |      |
| ETA4 40-250 F | 1.1  | 1.5 | 3          | 210                  | 40                | 65  | H (m)                      | 13    | 12.8 | 12.5 | 12.1 | 11.6 | 10.9 | 10.1 | 9.2  | *    | *    | *    | *    | *    | *    |
| ETA4 40-250 E | 1.5  | 2   | 4          | 220                  | 40                | 65  |                            | 14.7  | 14.5 | 14.2 | 13.9 | 13.6 | 13.1 | 12.6 | 12   | 10.5 | 9.5  | *    | *    | *    | *    |
| ETA4 40-250 D | 2.2  | 3   | 5          | 230                  | 40                | 65  |                            | 16.4  | 16.2 | 16   | 15.7 | 15.3 | 14.9 | 14.5 | 14   | 12.8 | 12.1 | 11.4 | 10.5 | *    | *    |
| ETA4 40-250 C | 3    | 4   | 7          | 240                  | 40                | 65  |                            | 18.9  | 18.7 | 18.4 | 18   | 17.6 | 17.2 | 16.7 | 16.2 | 15.1 | 14.5 | 13.8 | 13   | 12   | *    |
| ETA4 40-250 B | 3    | 4   | 7          | 250                  | 40                | 65  |                            | 20.8  | 20.7 | 20.5 | 20.2 | 19.8 | 19.4 | 19   | 18.6 | 17.7 | 17.2 | 16.6 | 15.8 | 15   | 13.2 |
| ETA4 40-250 A | 4    | 5.5 | 9          | 259                  | 40                | 65  |                            | 22.8  | 22.7 | 22.5 | 22.2 | 21.9 | 21.6 | 21.3 | 21   | 20.1 | 19.6 | 19.1 | 18.4 | 17.7 | 16   |



| تیپ پمپ       | قدرت |     | حریان<br>A | قطر پروانه<br>D (mm) | قطر فلنج پمپ (mm) |     | ابدهی<br>m <sup>3</sup> /h | 6     | 7    | 8    | 9    | 10   | 11   | 11   | 12   | 13   | 14   | 15   | 15   | 16 | 17 |
|---------------|------|-----|------------|----------------------|-------------------|-----|----------------------------|-------|------|------|------|------|------|------|------|------|------|------|------|----|----|
|               | KW   | HP  |            |                      | راش               | مکش |                            | H (m) |      |      |      |      |      |      |      |      |      |      |      |    |    |
| ETA4 40-315 F | 2.2  | 3   | 5          | 270                  | 40                | 65  | H (m)                      | 24.2  | 23.9 | 23.7 | 23.3 | 22.6 | 22.1 | 21.3 | 19.1 | *    | *    | *    | *    | *  | *  |
| ETA4 40-315 E | 2.2  | 3   | 5          | 280                  | 40                | 65  |                            | 26.7  | 26.4 | 26   | 25.7 | 25.2 | 24.8 | 24.3 | 22.9 | 20.7 | 18   | *    | *    | *  | *  |
| ETA4 40-315 D | 3    | 4   | 7          | 290                  | 40                | 65  |                            | 29    | 28.7 | 28.5 | 28.2 | 27.8 | 27.5 | 27.1 | 26.1 | 24.8 | 22.4 | 20.7 | 19   | *  | *  |
| ETA4 40-315 C | 4    | 5.5 | 9          | 300                  | 40                | 65  |                            | 31    | 30.9 | 30.8 | 30.7 | 30.4 | 30.1 | 29.7 | 28.8 | 27.5 | 25.5 | 24   | 22   | *  | *  |
| ETA4 40-315 B | 4    | 5.5 | 9          | 310                  | 40                | 65  |                            | 34.2  | 34.1 | 34   | 33.9 | 33.8 | 33.6 | 33.4 | 32.7 | 31.4 | 29.3 | 27.9 | 26.5 | 23 | *  |
| ETA4 40-315 A | 4    | 5.5 | 9          | 319                  | 40                | 65  |                            | 37.4  | 37.3 | 37.2 | 37   | 36.7 | 36.5 | 36.2 | 35.5 | 34.4 | 33.1 | 32.1 | 31   | 28 | 24 |

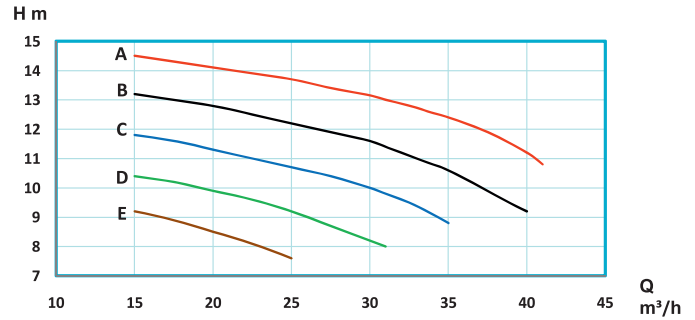
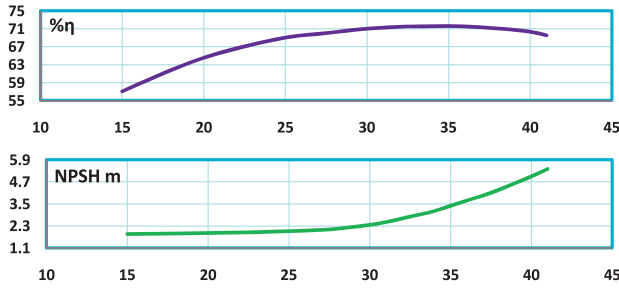


| تیپ پمپ       | قدرت |      | حریان<br>A | قطر پروانه<br>D (mm) | قطر فلنج پمپ (mm) |     | ابدهی<br>m <sup>3</sup> /h | 10    | 12  | 15  | 17.5 | 20  | 22.5 | 25  | 26  | 28 | 30  | 33 | 35  | 37 | 39  |
|---------------|------|------|------------|----------------------|-------------------|-----|----------------------------|-------|-----|-----|------|-----|------|-----|-----|----|-----|----|-----|----|-----|
|               | KW   | HP   |            |                      | راش               | مکش |                            | H (m) |     |     |      |     |      |     |     |    |     |    |     |    |     |
| ETA4 50-160 E | 0.55 | 0.75 | 1          | 130                  | 50                | 65  | H (m)                      | 5.2   | 5.1 | 4.9 | 4.7  | 4.4 | *    | *   | *   | *  | *   | *  | *   | *  | *   |
| ETA4 50-160 D | 0.55 | 0.75 | 1          | 140                  | 50                | 65  |                            | 6.2   | 6.1 | 5.9 | 5.7  | 5.4 | 5    | 4.6 | 4.4 | *  | *   | *  | *   | *  | *   |
| ETA4 50-160 C | 0.75 | 1    | 1          | 150                  | 50                | 65  |                            | 7.2   | 7.1 | 6.9 | 6.7  | 6.4 | 6    | 5.6 | 5.4 | 5  | 4.6 | *  | *   | *  | *   |
| ETA4 50-160 B | 1.1  | 1.5  | 3          | 160                  | 50                | 65  |                            | 8.2   | 8.1 | 7.9 | 7.7  | 7.4 | 7    | 6.6 | 6.4 | 6  | 5.6 | 5  | *   | *  | *   |
| ETA4 50-160 A | 1.5  | 2    | 4          | 169                  | 50                | 65  |                            | 9.2   | 9.1 | 8.9 | 8.7  | 8.4 | 8.1  | 7.6 | 7.4 | 7  | 6.6 | 6  | 5.5 | 5  | 4.5 |

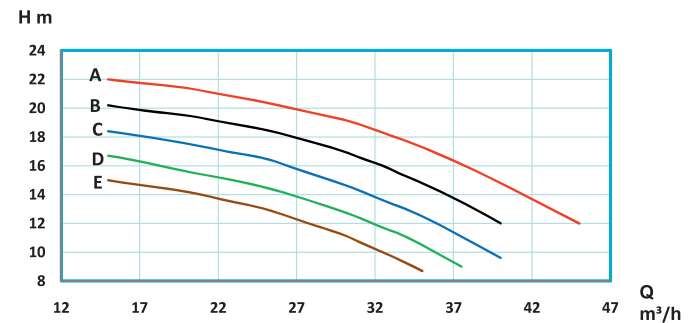
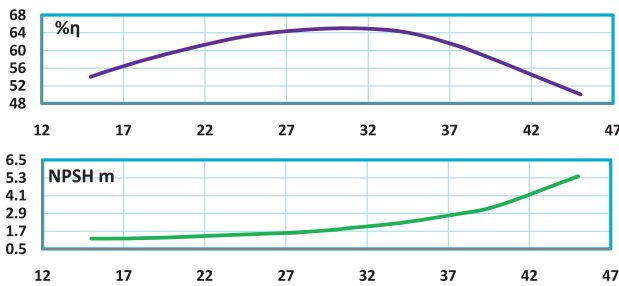


# ETA 4 1450 r.p.m

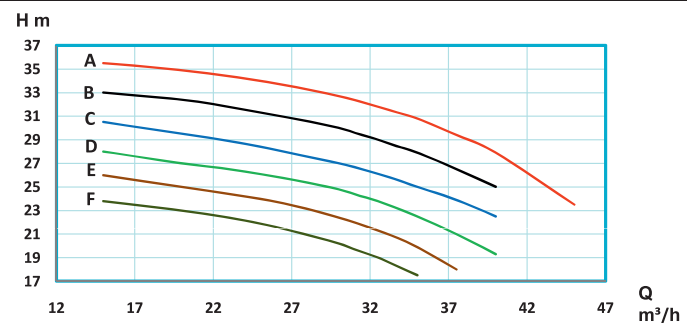
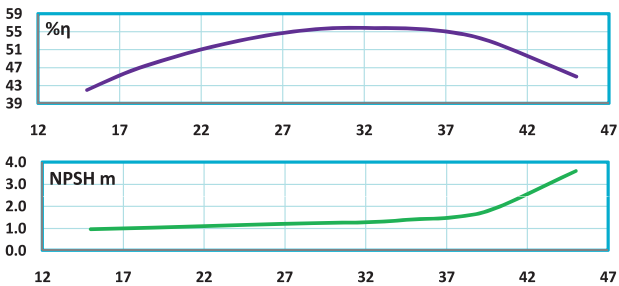
| نوب پمپ       | قدرت |     | جریان<br>A | قطر پروانه<br>D (mm) | قطر فلایج پمپ (mm) |     | آبدهی<br>(m <sup>3</sup> /h) | 15   | 17.5 | 20   | 22.5 | 25   | 27.5 | 30   | 31   | 32.5 | 34   | 35   | 37.5 | 40   | 41   |
|---------------|------|-----|------------|----------------------|--------------------|-----|------------------------------|------|------|------|------|------|------|------|------|------|------|------|------|------|------|
|               | KW   | HP  |            |                      | رانش               | مکش |                              | 15   | 17.5 | 20   | 22.5 | 25   | 27.5 | 30   | 31   | 32.5 | 34   | 35   | 37.5 | 40   | 41   |
| ETA4 50-200 E | 1.1  | 1.5 | 3          | 170                  | 50                 | 65  | H (m)                        | 9.2  | 8.9  | 8.5  | 8.1  | 7.6  | *    | *    | *    | *    | *    | *    | *    | *    | *    |
| ETA4 50-200 D | 1.5  | 2   | 4          | 180                  | 50                 | 65  |                              | 10.4 | 10.2 | 9.9  | 9.6  | 9.2  | 8.7  | 8.2  | 8    | *    | *    | *    | *    | *    | *    |
| ETA4 50-200 C | 1.5  | 2   | 4          | 190                  | 50                 | 65  |                              | 11.8 | 11.6 | 11.3 | 11   | 10.7 | 10.4 | 10   | 9.8  | 9.5  | 9.1  | 8.8  | *    | *    | *    |
| ETA4 50-200 B | 2.2  | 3   | 5          | 200                  | 50                 | 65  |                              | 13.2 | 13   | 12.8 | 12.5 | 12.2 | 11.9 | 11.6 | 11.4 | 11.1 | 10.8 | 10.6 | 9.9  | 9.2  | *    |
| ETA4 50-200 A | 2.2  | 3   | 5          | 209                  | 50                 | 65  |                              | 14.5 | 14.3 | 14.1 | 13.9 | 13.7 | 13.4 | 13.1 | 13   | 12.8 | 12.5 | 12.4 | 11.9 | 11.2 | 10.8 |



| نوب پمپ       | قدرت |     | جریان<br>A | قطر پروانه<br>D (mm) | قطر فلایج پمپ (mm) |     | آبدهی<br>(m <sup>3</sup> /h) | 15   | 18   | 20   | 23   | 25   | 28   | 30   | 31   | 33   | 34   | 35   | 38   | 40   | 45 |
|---------------|------|-----|------------|----------------------|--------------------|-----|------------------------------|------|------|------|------|------|------|------|------|------|------|------|------|------|----|
|               | KW   | HP  |            |                      | رانش               | مکش |                              | 15   | 18   | 20   | 23   | 25   | 28   | 30   | 31   | 33   | 34   | 35   | 38   | 40   | 45 |
| ETA4 50-250 E | 2.2  | 3   | 5          | 220                  | 50                 | 65  | H (m)                        | 15   | 14.6 | 14.2 | 13.6 | 13   | 12.1 | 11.2 | 10.6 | 10   | 9.5  | 8.7  | *    | *    | *  |
| ETA4 50-250 D | 2.2  | 3   | 5          | 230                  | 50                 | 65  |                              | 16.7 | 16.2 | 15.6 | 15.1 | 14.5 | 13.7 | 12.8 | 12.3 | 11.7 | 11.3 | 10.5 | 9    | *    | *  |
| ETA4 50-250 C | 3    | 4   | 7          | 240                  | 50                 | 65  |                              | 18.4 | 18   | 17.5 | 17   | 16.5 | 15.6 | 14.7 | 14.2 | 13.6 | 13.2 | 12.5 | 11.1 | 9.6  | *  |
| ETA4 50-250 B | 3    | 4   | 7          | 250                  | 50                 | 65  |                              | 20.2 | 19.8 | 19.5 | 19   | 18.5 | 17.8 | 17   | 16.5 | 16   | 15.5 | 14.8 | 13.5 | 12   | *  |
| ETA4 50-250 A | 4    | 5.5 | 9          | 259                  | 50                 | 65  |                              | 22   | 21.7 | 21.4 | 20.9 | 20.4 | 19.8 | 19.2 | 18.8 | 18.3 | 17.9 | 17.3 | 16.1 | 14.8 | 12 |

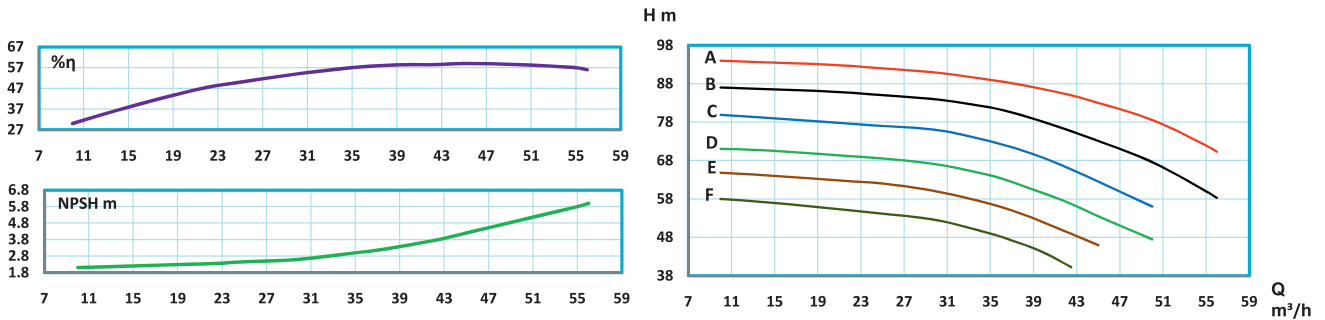


| نوب پمپ       | قدرت |     | جریان<br>A | قطر پروانه<br>D (mm) | قطر فلایج پمپ (mm) |     | آبدهی<br>(m <sup>3</sup> /h) | 15   | 18   | 20   | 23   | 25   | 28   | 30   | 31   | 33   | 34   | 35   | 38   | 40   | 45 |
|---------------|------|-----|------------|----------------------|--------------------|-----|------------------------------|------|------|------|------|------|------|------|------|------|------|------|------|------|----|
|               | KW   | HP  |            |                      | رانش               | مکش |                              | 15   | 18   | 20   | 23   | 25   | 28   | 30   | 31   | 33   | 34   | 35   | 38   | 40   | 45 |
| ETA4 50-315 F | 4    | 5.5 | 9          | 270                  | 50                 | 65  | H (m)                        | 23.8 | 23.4 | 23   | 22.5 | 21.9 | 21.1 | 20.2 | 19.6 | 19   | 18.4 | 17.5 | *    | *    | *  |
| ETA4 50-315 E | 4    | 5.5 | 9          | 280                  | 50                 | 65  |                              | 26   | 25.5 | 25   | 24.5 | 24   | 23.3 | 22.4 | 21.9 | 21.3 | 20.8 | 19.9 | 18   | *    | *  |
| ETA4 50-315 D | 5.5  | 7.5 | 12         | 290                  | 50                 | 65  |                              | 28   | 27.5 | 27   | 26.6 | 26.1 | 25.5 | 24.8 | 24.3 | 23.8 | 23.3 | 22.5 | 21   | 19.3 | *  |
| ETA4 50-315 C | 7.5  | 10  | 16         | 300                  | 50                 | 65  |                              | 30.5 | 30   | 29.5 | 29   | 28.4 | 27.7 | 27   | 26.6 | 26.1 | 25.7 | 25   | 23.9 | 22.5 | *  |
| ETA4 50-315 B | 7.5  | 10  | 16         | 310                  | 50                 | 65  |                              | 33   | 32.7 | 32.4 | 31.9 | 31.3 | 30.7 | 30   | 29.5 | 29   | 28.5 | 27.9 | 26.5 | 25   | *  |
| ETA4 50-315 A | 7.5  | 10  | 16         | 319                  | 50                 | 65  | 35.5                         | 35.2 | 34.9 | 34.5 | 34   | 33.4 | 32.7 | 32.3 | 31.8 | 31.4 | 30.8 | 29.4 | 27.9 | 23.5 |    |

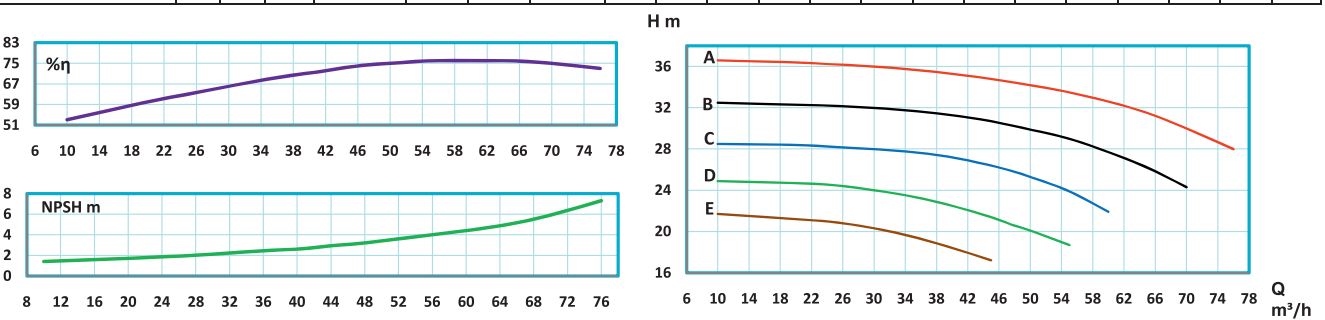


# ETA 2900 r.p.m

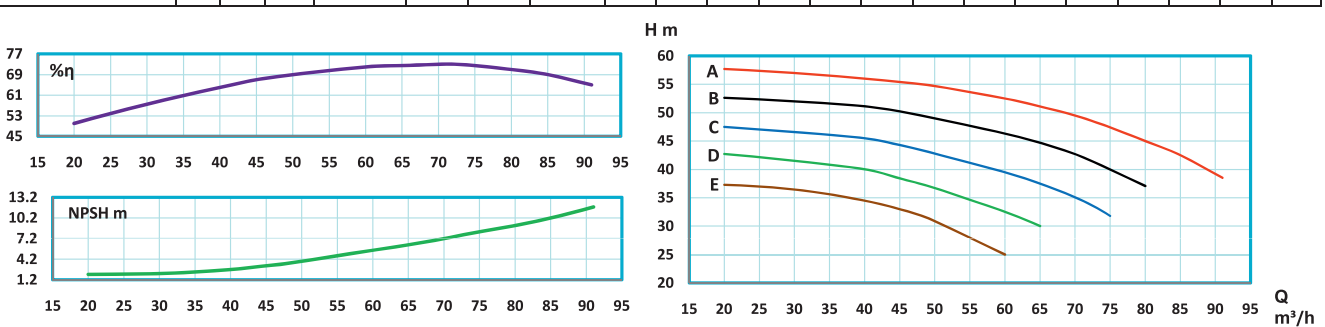
| تیپ پمپ      | قدرت |    | حریان<br>A | قطر پروانه<br>D (mm) | قطر فلانچ پمپ<br>(mm) |     | آبدهی<br>(m <sup>3</sup> /h) | 10   | 15   | 20   | 23   | 25   | 30   | 35   | 38   | 40   | 43   | 45   | 50   | 55   | 56   |   |   |
|--------------|------|----|------------|----------------------|-----------------------|-----|------------------------------|------|------|------|------|------|------|------|------|------|------|------|------|------|------|---|---|
|              | KW   | HP |            |                      | رانس                  | مکش |                              | 10   | 15   | 20   | 23   | 25   | 30   | 35   | 38   | 40   | 43   | 45   | 50   | 55   | 56   |   |   |
| ETA 40-250 F | 11   | 15 | 22.5       | 210                  | 40                    | 65  | H (m)                        | 58   | 57   | 55.6 | 54.9 | 54.2 | 52.5 | 49   | 46.7 | 44   | 40.2 | *    | *    | *    | *    |   |   |
| ETA 40-250 E | 15   | 20 | 30         | 220                  | 40                    | 65  |                              | 64.8 | 64   | 63   | 62.5 | 62   | 60   | 56.7 | 54.5 | 51.9 | 48.9 | 46   | *    | *    | *    | * |   |
| ETA 40-250 D | 15   | 20 | 30         | 230                  | 40                    | 65  |                              | 71   | 70.5 | 69.5 | 69   | 68.5 | 67   | 64.1 | 61.9 | 59.4 | 56.7 | 53.5 | 47.5 | *    | *    | * | * |
| ETA 40-250 C | 18.5 | 25 | 36         | 240                  | 40                    | 65  |                              | 79.9 | 79   | 78   | 77.5 | 77   | 76   | 73   | 71   | 68.6 | 65.7 | 62.5 | 56   | *    | *    | * | * |
| ETA 40-250 B | 22   | 30 | 42.5       | 250                  | 40                    | 65  |                              | 87   | 86.5 | 86   | 85.5 | 85   | 83.9 | 81.8 | 80.1 | 78   | 75.6 | 73.1 | 67.6 | 60   | 58.3 |   |   |
| ETA 40-250 A | 22   | 30 | 42.5       | 259                  | 40                    | 65  |                              | 94   | 93.5 | 93   | 92.5 | 92   | 90.9 | 89   | 87.9 | 86.5 | 85   | 83   | 78.6 | 71.9 | 70.3 |   |   |



| تیپ پمپ      | قدرت |     | حریان<br>A | قطر پروانه<br>D (mm) | قطر فلانچ پمپ<br>(mm) |     | آبدهی<br>(m <sup>3</sup> /h) | 10   | 20   | 25   | 30   | 35   | 40   | 45   | 47.5 | 50   | 55   | 60   | 65   | 70   | 76 |   |
|--------------|------|-----|------------|----------------------|-----------------------|-----|------------------------------|------|------|------|------|------|------|------|------|------|------|------|------|------|----|---|
|              | KW   | HP  |            |                      | رانس                  | مکش |                              | 10   | 20   | 25   | 30   | 35   | 40   | 45   | 47.5 | 50   | 55   | 60   | 65   | 70   | 76 |   |
| ETA 50-160 E | 4    | 5.5 | 8          | 130                  | 50                    | 65  | H (m)                        | 21.7 | 21.2 | 20.9 | 20.3 | 19.5 | 18.4 | 17.2 | *    | *    | *    | *    | *    | *    | *  | * |
| ETA 50-160 D | 5.5  | 7.5 | 11         | 140                  | 50                    | 65  |                              | 24.9 | 24.7 | 24.5 | 24   | 23.4 | 22.5 | 21.4 | 20.7 | 20.1 | 18.7 | *    | *    | *    | *  | * |
| ETA 50-160 C | 7.5  | 10  | 15         | 150                  | 50                    | 65  |                              | 28.5 | 28.4 | 28.2 | 28   | 27.7 | 27.2 | 26.4 | 25.9 | 25.3 | 23.9 | 21.9 | *    | *    | *  | * |
| ETA 50-160 B | 7.5  | 10  | 15         | 160                  | 50                    | 65  |                              | 32.5 | 32.3 | 32.2 | 32   | 31.7 | 31.3 | 30.7 | 30.3 | 29.9 | 29   | 27.7 | 26.2 | 24.3 | *  | * |
| ETA 50-160 A | 11   | 15  | 22.5       | 169                  | 50                    | 65  |                              | 36.6 | 36.4 | 36.2 | 36   | 35.7 | 35.3 | 34.8 | 34.5 | 34.2 | 33.5 | 32.6 | 31.5 | 30   | 28 |   |

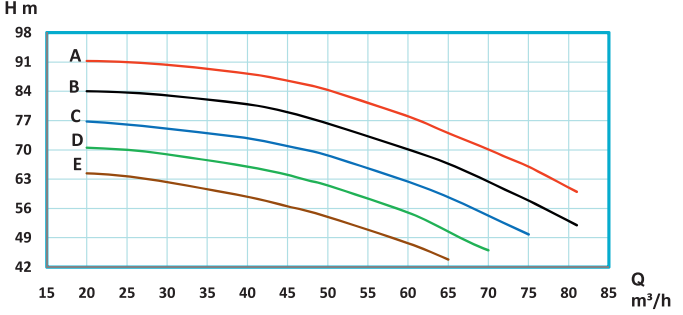
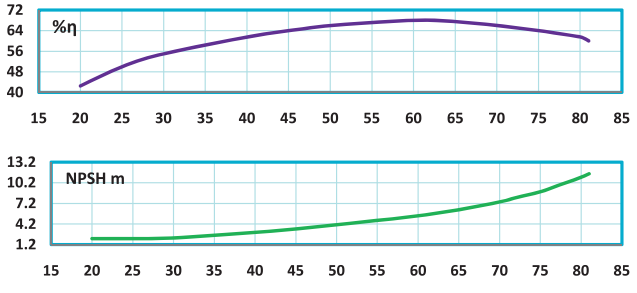


| تیپ پمپ      | قدرت |    | حریان<br>A | قطر پروانه<br>D (mm) | قطر فلانچ پمپ<br>(mm) |     | آبدهی<br>(m <sup>3</sup> /h) | 20   | 30   | 40   | 45   | 47.5 | 50   | 60   | 65   | 70   | 72.5 | 75   | 80   | 85   | 91   |   |
|--------------|------|----|------------|----------------------|-----------------------|-----|------------------------------|------|------|------|------|------|------|------|------|------|------|------|------|------|------|---|
|              | KW   | HP |            |                      | رانس                  | مکش |                              | 20   | 30   | 40   | 45   | 47.5 | 50   | 60   | 65   | 70   | 72.5 | 75   | 80   | 85   | 91   |   |
| ETA 50-200 E | 7.5  | 10 | 15         | 170                  | 50                    | 65  | H (m)                        | 37.3 | 36.5 | 34.5 | 33   | 32.1 | 30.9 | 25   | *    | *    | *    | *    | *    | *    | *    | * |
| ETA 50-200 D | 11   | 15 | 22.5       | 180                  | 50                    | 65  |                              | 42.7 | 41.5 | 40   | 38.4 | 37.6 | 36.7 | 32.5 | 30   | *    | *    | *    | *    | *    | *    | * |
| ETA 50-200 C | 11   | 15 | 22.5       | 190                  | 50                    | 65  |                              | 47.5 | 46.6 | 45.5 | 44.3 | 43.6 | 42.8 | 39.5 | 37.5 | 35.1 | 33.6 | 31.8 | *    | *    | *    | * |
| ETA 50-200 B | 15   | 20 | 30         | 200                  | 50                    | 65  |                              | 52.6 | 52   | 51.1 | 50.2 | 49.6 | 49   | 46.3 | 44.7 | 42.7 | 41.4 | 40   | 37.1 | *    | *    | * |
| ETA 50-200 A | 18.5 | 25 | 36         | 209                  | 50                    | 65  |                              | 57.7 | 57   | 56   | 55.4 | 55.1 | 54.7 | 52.5 | 51.1 | 49.5 | 48.5 | 47.4 | 45   | 42.5 | 38.5 |   |

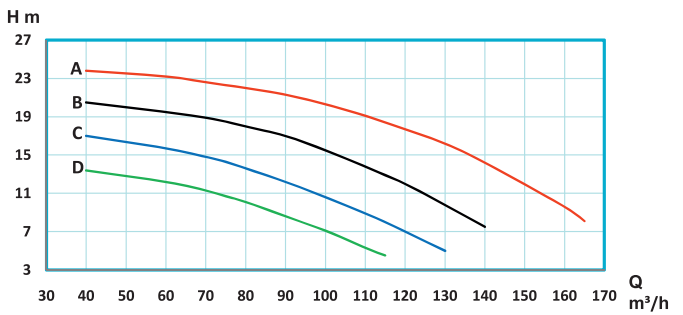
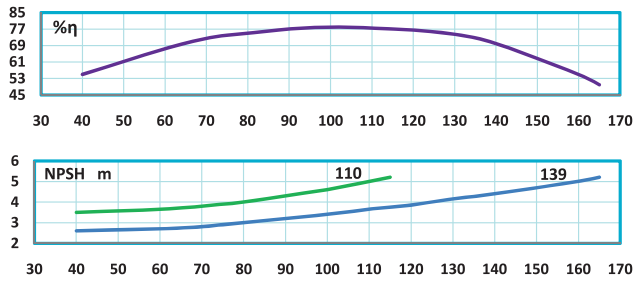


# ETA 2900 r.p.m

| تیپ پمپ      | قدرت |    | حریان<br>A | قطر پروانه<br>D (mm) | قطر فلایج پمپ<br>(mm) |     | آبدهی<br>(m <sup>3</sup> /h) | 20    | 25   | 30   | 40   | 45   | 48   | 50   | 60   | 65   | 70   | 73   | 75   | 80 | 81 |    |
|--------------|------|----|------------|----------------------|-----------------------|-----|------------------------------|-------|------|------|------|------|------|------|------|------|------|------|------|----|----|----|
|              | KW   | HP |            |                      | رانس                  | مکش |                              | H (m) |      |      |      |      |      |      |      |      |      |      |      |    |    |    |
| ETA 50-250 E | 15   | 20 | 30         | 220                  | 50                    | 65  | H (m)                        | 64.4  | 63.7 | 62.3 | 58.8 | 56.5 | 55.4 | 54   | 47.7 | 43.8 | *    | *    | *    | *  | *  |    |
| ETA 50-250 D | 18.5 | 25 | 36         | 230                  | 50                    | 65  |                              | 70.5  | 70   | 68.9 | 66   | 64   | 62.7 | 61.5 | 55   | 50.5 | 46   | *    | *    | *  | *  | *  |
| ETA 50-250 C | 18.5 | 25 | 36         | 240                  | 50                    | 65  |                              | 76.8  | 76.1 | 75.1 | 72.8 | 70.9 | 69.9 | 68.7 | 62.4 | 58.7 | 54.3 | 52   | 49.8 | *  | *  | *  |
| ETA 50-250 B | 22   | 30 | 42.5       | 250                  | 50                    | 65  |                              | 84    | 83.7 | 83   | 80.9 | 79   | 77.7 | 76.3 | 70.1 | 66.7 | 62.4 | 60.1 | 57.9 | 53 | 52 | 52 |
| ETA 50-250 A | 30   | 41 | 57         | 259                  | 50                    | 65  |                              | 91.2  | 90.9 | 90.3 | 88.2 | 86.5 | 85.5 | 84.3 | 78   | 74   | 70.1 | 68   | 66   | 61 | 60 | 60 |



| تیپ پمپ      | قدرت |     | حریان<br>A | قطر پروانه<br>D (mm) | قطر فلایج پمپ<br>(mm) |     | آبدهی<br>(m <sup>3</sup> /h) | 40    | 60   | 70   | 75   | 80   | 90   | 100  | 110  | 115  | 120  | 130  | 140  | 160 | 165 |     |
|--------------|------|-----|------------|----------------------|-----------------------|-----|------------------------------|-------|------|------|------|------|------|------|------|------|------|------|------|-----|-----|-----|
|              | KW   | HP  |            |                      | رانس                  | مکش |                              | H (m) |      |      |      |      |      |      |      |      |      |      |      |     |     |     |
| ETA 65-125 D | 4    | 5.5 | 8          | 110                  | 65                    | 80  | H (m)                        | 13.4  | 12.2 | 11.3 | 10.7 | 10.1 | 8.6  | 7.1  | 5.3  | 4.5  | *    | *    | *    | *   | *   |     |
| ETA 65-125 C | 5.5  | 7.5 | 11         | 120                  | 65                    | 80  |                              | 17    | 15.7 | 14.8 | 14.3 | 13.6 | 12.2 | 10.6 | 8.9  | 8    | 7    | 5    | *    | *   | *   | *   |
| ETA 65-125 B | 7.5  | 10  | 15         | 130                  | 65                    | 80  |                              | 20.5  | 19.5 | 18.9 | 18.5 | 18   | 17   | 15.5 | 13.8 | 12.9 | 12   | 9.8  | 7.5  | *   | *   | *   |
| ETA 65-125 A | 11   | 15  | 22.5       | 139                  | 65                    | 80  |                              | 23.8  | 23.2 | 22.6 | 22.3 | 22   | 21.3 | 20.3 | 19.1 | 18.4 | 17.7 | 16.2 | 14.2 | 9.6 | 8.1 | 8.1 |



| تیپ پمپ      | قدرت |     | حریان<br>A | قطر پروانه<br>D (mm) | قطر فلایج پمپ<br>(mm) |     | آبدهی<br>(m <sup>3</sup> /h) | 40    | 50   | 60   | 70   | 80   | 90   | 100  | 110  | 115  | 120  | 130  | 140 | 150 | 160 |    |
|--------------|------|-----|------------|----------------------|-----------------------|-----|------------------------------|-------|------|------|------|------|------|------|------|------|------|------|-----|-----|-----|----|
|              | KW   | HP  |            |                      | رانس                  | مکش |                              | H (m) |      |      |      |      |      |      |      |      |      |      |     |     |     |    |
| ETA 65-160 E | 5.5  | 7.5 | 11         | 130                  | 65                    | 80  | H (m)                        | 20.5  | 19.8 | 19   | 17.6 | 15.9 | 14.1 | 12   | 9.5  | *    | *    | *    | *   | *   | *   |    |
| ETA 65-160 D | 7.5  | 10  | 15         | 140                  | 65                    | 80  |                              | 24.8  | 24.2 | 23.5 | 22.3 | 21   | 19.5 | 17.5 | 15.2 | 14   | 12.9 | *    | *   | *   | *   | *  |
| ETA 65-160 C | 11   | 15  | 22.5       | 150                  | 65                    | 80  |                              | 29    | 28.2 | 27.5 | 26.4 | 25   | 23.4 | 21.5 | 19.5 | 18.3 | 17.2 | 14.8 | *   | *   | *   | *  |
| ETA 65-160 B | 15   | 20  | 30         | 160                  | 65                    | 80  |                              | 34.2  | 33.6 | 33   | 32.1 | 31.1 | 29.9 | 28.1 | 26.1 | 25.1 | 23.8 | 21   | 18  | *   | *   | *  |
| ETA 65-160 A | 15   | 20  | 30         | 169                  | 65                    | 80  |                              | 38.9  | 38.5 | 37.9 | 37.1 | 36.1 | 34.9 | 33.5 | 31.9 | 31   | 30   | 27.5 | 25  | 22  | 19  | 19 |

